

AGS Survey Report

2014–2015 Graduate Student Life Survey

Top student concern: Finances

55%



Percent of students reporting that their financial situation negatively impacts their well-being

37%



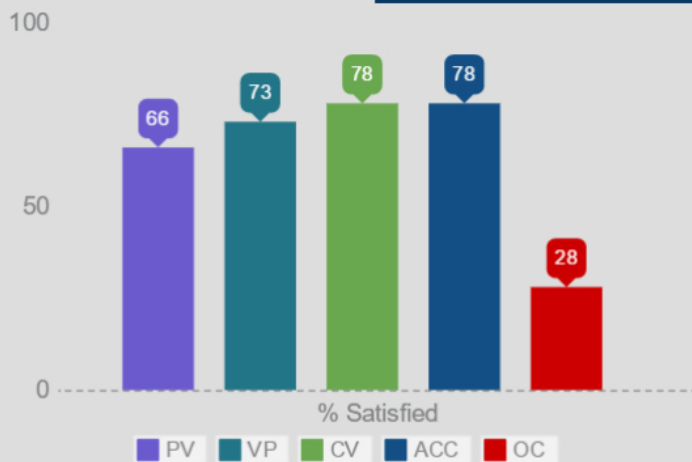
Percent of on campus students reporting they did not earn enough money to pay rent and live comfortably

42%



Average percent of wages spent on rent (federally recognized rate for affordable housing is 30%)

Housing: Generally positive



On-campus students generally satisfied with Housing Services (70%), but off-campus student are not (28%)

Top on-campus housing concerns:



PARKING

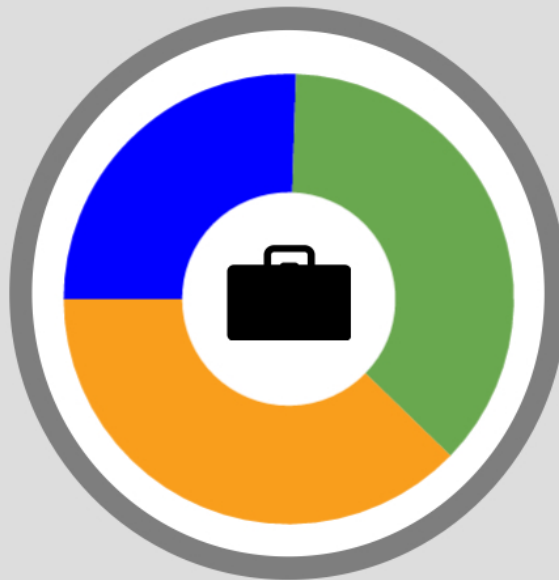


AFFORDABILITY

Career Paths: Academia and Industry

25%

Prefer an academic career



37%

Considering both academic and non-academic careers equally

36%

Prefer a non-academic career

Health and Well-Being

Top 3 student concerns for both Student Health Center and Counseling Center:

#1

Referral Process

#2


Appt. Wait Times

#3


Ongoing Care

% of students reporting racial/ethnic stress varies by racial identity


Black, non-Hispanic




Hispanic




International




Asian/Pacific Islander



Native American



White, non-Hispanic



SOURCE: AGS 2014-2015 Graduate Student Life Survey sent out to all graduate students. A total of 1,058 students completed the survey. Contact vpinternal@ags.uci.edu for additional information.

